

# Modern View on The Mechanism of “Thought” Formation and its Implementation “Program” at the Supramolecular Level



**Vladimir Dodtievich\***

*Academy of Medical and Technical Sciences, Russia*

**Submission:** August 23, 2019; **Published:** September 13, 2019

**\*Corresponding author:** Vladimir Dodtievich, Academy of Medical and Technical Sciences, Moscow, St. Kasatkina, Russia

## Abstract

The paper considers one of the most important problems of modern medicine: corrective and guiding function of cardiovascular system in all manifestations of vital activity of an organism at the supramolecular level. A “thought” and its implementation “program” simultaneously appear in the left ventricle of the heart.

In author’s opinion when a child is born a place in the information bank of the biosphere is allocated for the constant receipt and storage of data on his or her vital activities until the death. The author managed to discover a mechanism of information feedforward and feedback between an organism and the biosphere.

The paper also discusses the study of the “universe unified energy”. The physicists represent 7 levels of the universe while the author managed to represent 12 levels of the same from the medical point of view based on the concept of genius discovery of Russian outstanding scientist Vladimir Vernadsky on the unity of “a man and the biosphere” passage of the biosphere into the noosphere, which is consciously managed by the mankind.

**Keywords:** Biosphere; Noosphere; Superperfect energy of the universe; Analytical and implementing organ

## Introduction

The actual problem of the modern world science for all of its disciplines is a recognition of existence in the whole Universe of a uniform “superperfect energy” of the universe existing by the will of the God. The “superperfect energy” is one and always vital but it’s not seen, felt or sensible by a man. That means the perspiration taking place constantly and evenly from all of the body’s surface is exactly the “superperfect energy”. It fills all space between the elementary particles, atoms, molecules, cells, organs and systems. Therefore, all information of an organism is transferred to the biosphere and processed with the infinite options of speeds with further emergence of a “thought” and its implementation “program” for its original source, i.e. for the organism.

A man can see and feel the “superperfect energy” in the form of “matter” (minerals, mountains, seas etc.) only. Hence the division of the world into living and non-living matter is not correct as the “superperfect energy” is the same for the whole Universe being the “material substance of the universe”. The background shows that we need to widely study the functions of

organs and systems at the subcellular level based on fundamental research in all disciplines of the modern science. From this point of view, we can conceptually state the principles of hierarchy among the functional and biological systems and the influence of the world energy on the vital activity of the whole organism, by combining a contemporary view and experience of the empirical science. Even before Christ the existence of a primary matter, from which everything is born and where everything returns [1], was asserted. It should be reckoned that the physical characteristics of such environment are self-compensated. I.e. the sum of positive charges is equal to the sum of negative charges as the environment is neutral. However, the authors insist that a number of processes occur in such environment thanks to which the self-generation of the substance can be observed in vacuum. The electrons and positrons occur “from nowhere” there. There is a hypothesis saying that the environment from which Everything is born and where Everything returns, exists [1-4].

This is the vacuum which represents this primary environment which as asserted by the physicists does not have the rest mass.

However, from this point of view the vacuum ceases to be a neutral environment. The idea of the world is mathematically simulated with such approach as a system consisting of 7 levels of reality [1] Figure 1.

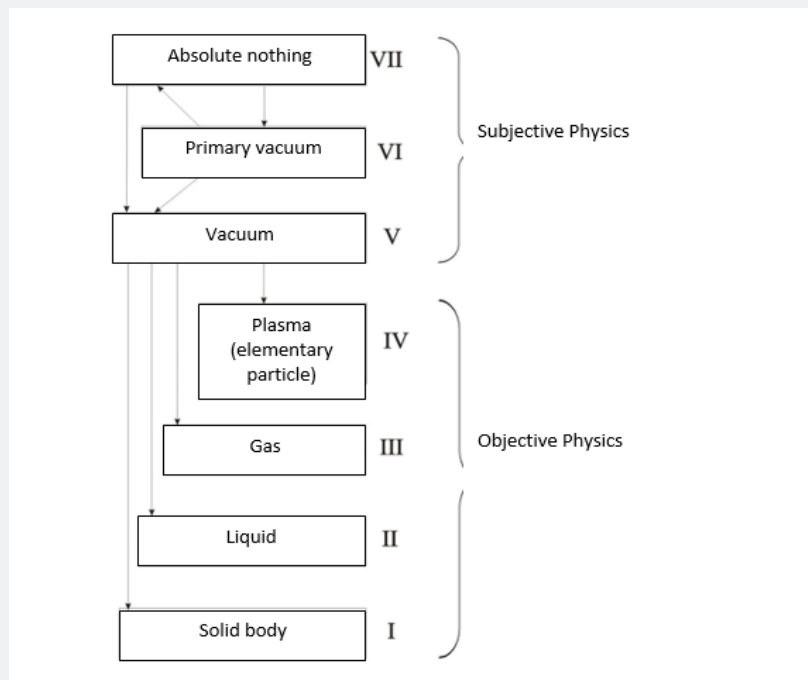


Figure 1: Seven levels of reality [1].

Proceeding from the seven levels pattern of the physicists. We represent twelve levels of reality of organism constitution. It can be graphically represented as a spiral from the elementary particles to the Creator of the Universe-its Supreme Law (Figure 2&3).


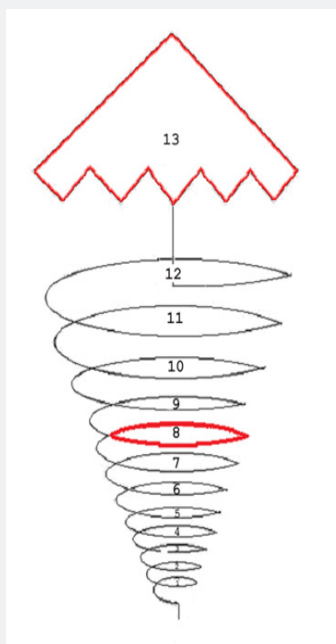


Figure 2: Twelve levels of the Universe.

1. Elementary particles
2. Atom
3. Molecule
4. Cell
5. Tissue
6. Microphysical Vacuum
7. Microprimary Vacuum
8. Center for control and coordination of physiological systems of body (Heart/Cardiovascular system (CVS))
9. Integral organism
10. Physical Vacuum of the Universe
11. Primary Vacuum of the Universe
12. Highest Perfection Environment
13. The Creator of the Universe



**FIGURE 3:** BIOINFOMATICAL SYSTEM OF THE UNIVERSE.

1. ELEMENTARY PARTICLES
2. ATOM
3. MOLECULE
4. CELL
5. TISSUE
6. MICROPHYSICAL VACUUM
7. MICROPRIMARY VACUUM
8. CENTER FOR CONTROL AND COORDINATION OF PHYSIOLOGICAL SYSTEMS OF BODY (HEART/CARDIOVASCULAR SYSTEM (CVS))
9. INTEGRAL ORGANISM
10. PHYSICAL VACUUM OF THE UNIVERSE
11. 11 - PRIMARY VACUUM OF THE UNIVERSE
12. HIGHEST PERFECTION ENVIRONMENT
13. THE CREATOR OF THE UNIVERSE

The Creator produced the programs of the possible incorporating the structure and properties of all lower levels of the reality. We suggest that the Creator created the world in a way that all of the history of the Universe may be reproduced in any point of the same despite the time. That is why the Creator is everywhere the triangle of the Creator's image is everywhere. All 12 levels of reality compose the internal environment of the triangle with the high density of the contents. This environment is invisible and unperceivable for us but with the Creator's blessing the secrets of the Universe are revealed to the spiritual people. By the Creator's will the program created by Him is implemented [5].

The 12<sup>th</sup> level of reality-the Highest Perfection Environment, is under the Creator. It comprises the program of the possible, structure and characteristics of the lower levels of reality. ("Superperfect energy-matter"). Next step is represented by the 11<sup>th</sup> level - Primary Vacuum. It consists of dark energy (primary torsion fields, perhaps) i.e. information exchange takes place. The dark energy rests in anti-gravity state, i.e. the galaxies do not grow apart when the Universe expands [6]. The density of the

vacuum energy does not change at expansion of the Universe. This evidences the negative pressure of the vacuum [7].

The 10<sup>th</sup> level is represented by the physical vacuum. It was described in detail by the physicists: it generates the elementary particles, i.e. the matter. It contains information on the particles and their parameters-what they can be and what they can't. In our opinion, this level consists of the dark matter of the Universe. The 9<sup>th</sup> level is an integral organism. The organism of a man is an integral whole. It can't be represented by a set of organs, where each organ performs its function, but does not communicate with any other. The organs represent the working apparatus majoring in performing complex activities required for the existence of an organism.

A. The 8<sup>th</sup> level of the Universe is represented by control and coordination of physiological systems of an organism, incorporating the programs, matrices of the possible for the lower reality levels with the blessing of the Creator of the Universe, that is why the heart has a triangular shape like the

Creator of the Universe, and joining them we obtain the sign of infinity, eternity (Figure 4).

B. The field component of the vascular system of organism represents the 7th level of reality-micro primary vacuum of an organism consisting of the torsion fields enabling the immediate information exchange faster than the light velocity (Figure 5).

C. The structure of cardiovascular system represents the 6th level of reality-microphysical vacuum of an organism-it generates the elementary particles, forming atoms, molecules and the matter. It contains information on the particles and their parameters-what they can be and what they can't. That means we can assert that the cardiovascular system performs the functions of the 8<sup>th</sup>, 7<sup>th</sup> and 6<sup>th</sup> levels of the Universe (Figure 2&4).

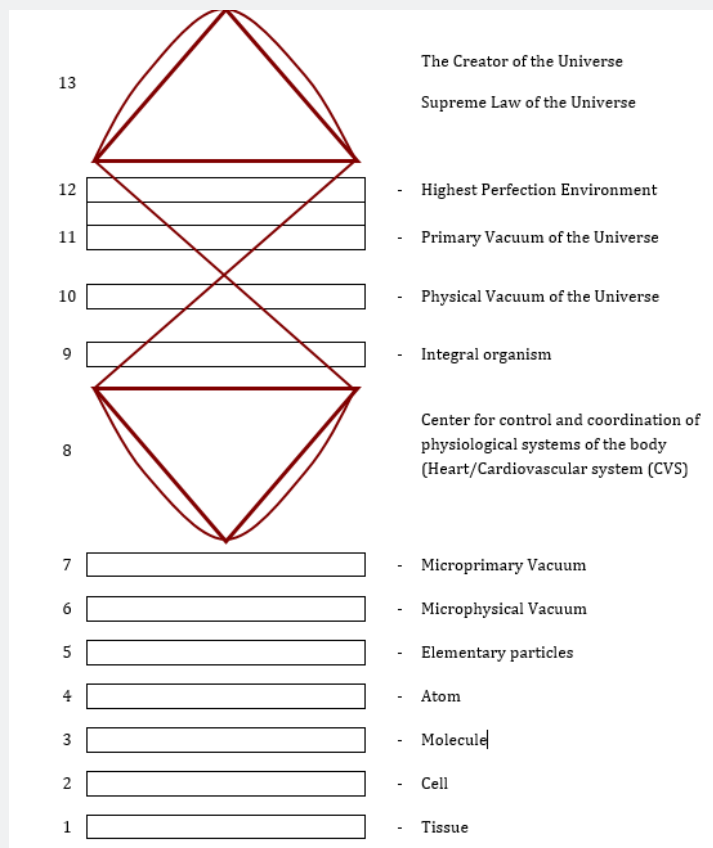


FIGURE 4: TWELVE LEVELS OF THE UNIVERSE.

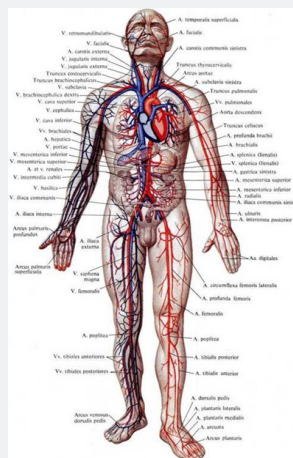


FIGURE 5: CARDIOVASCULAR SYSTEM.

The Universe levels from the 5<sup>th</sup> to the 1<sup>st</sup> are completely studied by the physicists and medical scientists.

### Goal of Research

Research of a mechanism of guiding and corrective roles of the cardiovascular system, mechanism of a “thought” formation and its implementation program at the supramolecular level.

### Research tasks

- I. Research of a mechanism of information link between the integral organism and the biosphere.
- II. Experimental study of the unity of a man and the Biosphere. On the basis of existence of the uniform energy of the Universe.
- III. Development of a mininanoscope sensor for blood spectral biopsy from the skin surface.
- IV. Development of a system for record of information exchange between the integral organism and the biosphere on the skin surface.

### Materials and Methods of Research

The research was conducted in the Research Center of Fiber Optics (RCFO) of the Russian Academy of Sciences, Moscow. New non-toxic, non-hygroscopic optic guides made of silver halides with low transmission losses within a wide spectral band of 3-15 $\mu$ m, developed by RCFO staff, enabled record spectra of skin in vivo with good signal-to-noise ratio even on uncooled pyroelectric detector DNCS of Fourier-transform spectrometer Bruker. This allowed a reliable determination of changes in light absorption spectra of antipodal side of physiotherapeutic actions (polychromatic visible and infrared polarized light 480-3400nm). In order to research the feedforward and feedback between the cardiovascular system of integral organism and the biosphere, we studied in the volunteer the blood spectral biopsy from different areas of irradiated and non-irradiated skin surface of the upper limbs.

### Results and Discussion

In his theory of higher nervous activity of a man and animals, IP Pavlov asserted that the interaction and interdependence of internal and external manifestations of vital activity of an organism are coordinated by the central nervous system.

#### There are serious objections to that

unformed central nervous system of a newborn child can't regulate the functions of other organs and systems. However, they duly function and interact. Today we need to study wider the functions of organs and systems at the subcellular level based on fundamental research in all disciplines of the modern science. From this point of view, we can conceptually state the principles of hierarchy among the functional and biological systems and the influence of the outside world energy on the vital activity of

the whole organism, by combining the contemporary views and experience of the empirical science [4,8,9]. According to theory of Vernadsky, a man having embraced the whole planet by the scientific thought strives for gaining insight into the celestial laws. Vernadsky was focused toward the biosphere and noosphere of Earth. The biosphere being the aggregate shell of Earth consists of life. Under the influence of the human activities it consistently merges into the noosphere, being a new state of the biosphere, which bears the results of the human labour. Vernadsky points at the evolutionary passage from the geochemical processes to biochemical ones and finally, to the energy of thought. The human activity is comparable to the activity of the geological force. That is why a man should think and act not only at the level of an individual, but that of the planet as well. VI Vernadsky wrote: “As everything alive a man can think and act in planet aspect in the field of life only i.e. in the biosphere in the certain terrestrial shell with which he is always linked and which he can't leave [10-12]. His existence is a function of such shell: however, the concept of noosphere still worth preserving as it represents a unity between a man and nature in the form of a process-noogenesis leading to an establishment of a uniform system” a man-natural environment”. Noogenesis is one of the aspects of formation of a generic essence of a man and it can't be stopped. The concept of VI Vernadsky on noosphere is based on recognition of a critical role of the human activity during the evolution of the biosphere and through it during the changes of human processes occurring on Earth and the image of Earth in general. The noosphere is the highest stage of biosphere development connected with emergence and establishment of the civilized society therein, when the conscious activity of a man becomes the main factor of development on Earth [10,11]. Both Vernadsky and Teilhard de Chardin were based in their research on the so-called cephalization, i.e. the process of increasing of brain mass and as a result evolutionary accelerated development of the nervous system of a man. This confirms our concept on the constant and fast-moving improvement of “analytic and implementing” brain function with many options of speeds and scales.

Considering that there are no two elementary particles, each cell, which are the same, each cell and each organ respectively has its own oscillation frequency of the energy irradiated by it. Even the Earth has its own frequency of 7.83Hz (the so-called Schumann resonance). It is known that we communicate with the Universe by vibration of words, emotions and thoughts when we make choice and commit certain acts. The events are the language of the Universe that is why it's very important to perceive and understand the reciprocal signs it sends to us. The vibrations filling it are called the “strings” of energy by the scientists. This energy constantly passes through us and moves around us. We are being the radio stations permanently transmit the energy signals on ourselves to the surrounding space. Whether we realize it or not each of us participates in an ongoing energy exchange of the Universe [4, 11].

English physicist and astronomer James Jeans said: “The concept of the Universe as the world of pure thought illuminates many problems we faced in the contemporary research in the field of physics”. It’s possible to state from the point of view of physiology that a man “operates by electricity”. The individual energy field of a man is like a “passport” for a surrounding world, this is a:

- i. Physical energy (body vibration)
- ii. Emotional energy (vibration of feelings)
- iii. Cognitive energy (vibration of thought)

The interaction between the energy of thought and that of the surrounding world can be substantiated by the theorem of John Bell, known in quantum physics, saying that there are no isolated systems; each particle of the Universe is in a “momentary” (more than the light velocity) link with all other particles. The whole System, even its parts are separated by a long distance, functions as an integral whole. A man is a part of such System. Taking into account that, there are grounds to believe that the dozens of thousands “thought-program” complexes come to the central nervous system from the left heart ventricle. The multiple options of thought implementation, transfer to the Biosphere and implementation of the final decision of superperfect analytic and implementing system (CNS) are being studied. The transfer to energoinformational field of the Biosphere is carried out through the perspiration system of a body. We believe that our brain is a biocomputer facilitating the information exchange between the integral organism and the noosphere via the perspiration system. Complex modulated electromagnetic signals, constantly coming into the CNS, contribute to self-improvement of analytic and implementing brain function. One of the most important notions in cybernetics is an information, i.e. mean of communication between the systems. It relates to contiguous systems only, e.g. cardiovascular and nervous systems [12].

Interaction of all contents of the surrounding world is powered by information on such world. It represents a way of regulation and control of behavior of all “units” making part of the world contents there by enabling the adequate relationships between them and the reality. Such statement is based on the existence of a uniform “superperfect energy” of the universe. Each “unit” of the total contents is attributed with its own energy with unique physical properties, thereby ensuring the constant movement passage from one state into another with infinite number of options of its (i.e. passage) velocities and scale. That means that each “unit” of the Universe is a unique “energoinformational field”. This field is not identical to any field known by the contemporary physics (e.g. magnetic field, electromagnetic field etc.) and remains a mystery for the mankind. In connection with the above, we conducted a number of experiments:

This experiment proves our concept that IR spectral biopsy of blood from the surface of diagnostic projection areas of the skin is individual and corresponds to morphological changes of internal organs and systems of an organism. This finding is very important for non-invasive diagnostics and monitoring of disease development in organs and systems.

The comparison between the results of this experiment and the previous ones (Figure 6) shows that the whole impact energy fully and promptly embraces the integral organism from the surface of diagnostic projection area with further correction of function of organs and systems if necessary in our case within spectrum band of 530-1448cm<sup>-1</sup> (after irradiation of the palmar surface with the yellow light of 580nm during 10 minutes).

The results of experiments (Figure 6- 8) show that spectrum of back surface of the right hand was corrected within the spectrum band (530-1448cm<sup>-1</sup>) after irradiation with yellow light during 10 minutes of both palmar and back surfaces of the same right hand.

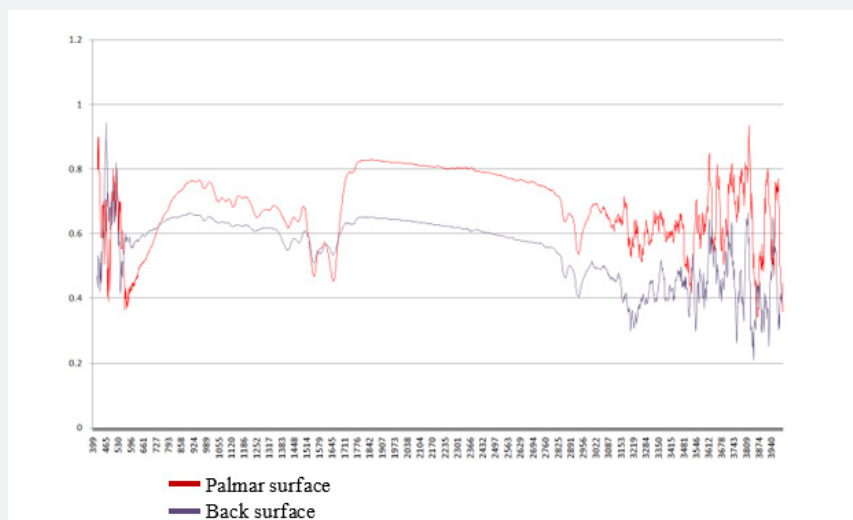
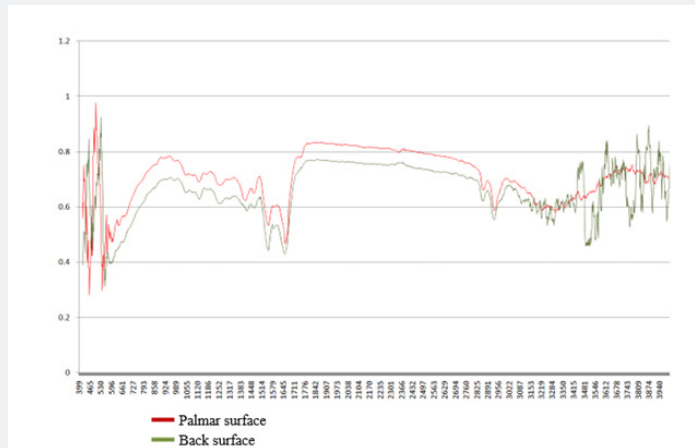
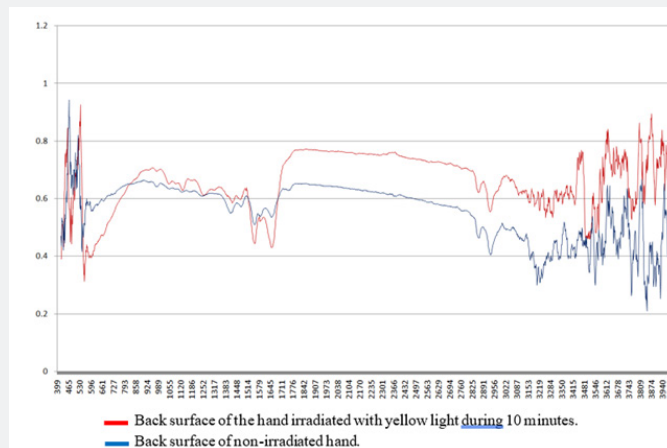


FIGURE 6: IR SPECTRAL BIOPSY OF BLOOD FROM THE SKIN SURFACE OF NON-IRRADIATED RIGHT HAND.



**FIGURE 7:** IR SPECTRAL BIOPSY OF BLOOD FROM THE PALMAR SKIN SURFACE OF THE RIGHT HAND IRRADIATED WITH YELLOW LIGHT DURING 10 MINUTES.



**FIGURE 8:** COMPARISON BETWEEN THE IR SPECTRAL BIOPSY OF BLOOD FROM THE BACK-SKIN SURFACE OF NON-IRRADIATED RIGHT HAND AND THE SAME IRRADIATED WITH YELLOW LIGHT DURING 10 MINUTES.

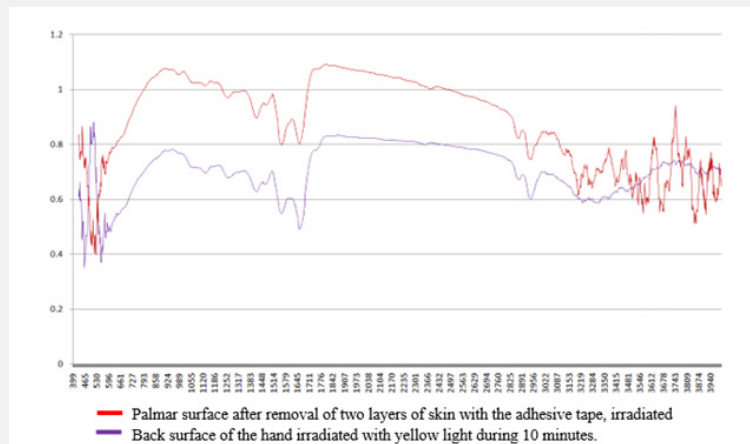
IR spectral biopsy of blood from the surface of the right hand after removal of two layers of epidermis with adhesive tape and irradiation with yellow light for 10 minutes Figure 9.

The results of the experiment (Figure 9-11) show that when the light impact approaches the capillary system of blood by

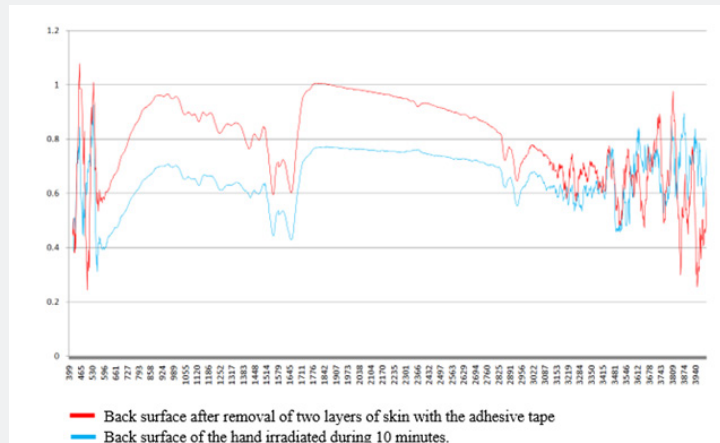
removal of two layers of epidermis the spectrum characteristics sharply grow i.e. from the skin surface by IR spectral biopsy of blood by perspiration from the capillary system of blood therefore the expression IR spectroscopy of skin is unscientific and not correct.



**FIGURE 9:** IR SPECTRAL BIOPSY OF BLOOD FROM THE SURFACE OF THE RIGHT HAND AFTER REMOVAL OF TWO LAYERS OF EPIDERMIS WITH ADHESIVE TAPE AND IRRADIATION WITH YELLOW LIGHT DURING 10 MINUTES.



**FIGURE 10:** COMPARISON BETWEEN IR SPECTRAL BIOPSY OF BLOOD FROM PALMAR SURFACE OF THE RIGHT HAND AFTER REMOVAL OF TWO LAYERS OF EPIDERMIS WITH THE ADHESIVE TAPE AND IR SPECTRAL BIOPSY OF OF BLOOD OF PALMAR SURFACE OF THE RIGHT HAND AFTER IRRADIATION WITH YELLOW LIGHT DURING 10 MINUTES.



**FIGURE 11:** COMPARISON BETWEEN IR SPECTRAL BIOPSY OF BLOOD FROM BACK SURFACE OF THE RIGHT HAND AFTER REMOVAL OF TWO LAYERS OF EPIDERMIS WITH THE ADHESIVE TAPE AND IR SPECTRAL BIOPSY OF BLOOD OF BACK SURFACE OF THE RIGHT HAND AFTER IRRADIATION WITH YELLOW LIGHT DURING 10 MINUTES.

During research of AI Goncharenko conducted in 1970-ies at the Institute of Experimental Pathology and Therapy of Academy of Medical Sciences of the USSR, the experiments on simulation of neurogenic infarct us in apes were performed. Under situation of stress, the unintentional closed injury of femoral artery with major subcutaneous hemorrhage occurred in male hamadryas [13].

He suddenly died during the ECG. The post-mortem examination showed the hemorrhage of cardiac apex. A thromb and six white thrombs (emboli) located one after another before the place of femoral artery rupture, were found under the place of hemorrhage. It is surprising that they come from all vessels of the apes body to the place of trauma and formed in the same area of the inner surface of the left ventricle. The modern science couldn't explain how the targeted movement of blood portions through the vessel channel occurred, while such facts are known by the experimental physiology and medicine for hundreds of years [14].

For example, the blood directed to brain is warmer and contains more young small erythrocytes with more active substances than the contents of the blood flowing to the femoral artery. The blood plasma coming to the fertile uterus has the different contents of proteins and other nutrients than the arterial blood plasma of surrounding organs. The erythrocytes of actively working hand contain more hemoglobin and oxygen than the erythrocytes of non-working hand at the same time etc. [13].

The experiments found in cardiovascular system then unknown phenomenon of topographic association between the vascular pools, organs or parts of the body and their projections on certain areas of internal and external heart surface. It was also found that such association has both direct and back link and may act independently of the nervous system, which was disabled by narcosis intralumbar or local procaine block during the experiments. It was experimentally clarified that the cardiovascular system has its own autonomous system of



association link with all organs [10-12]. AI Goncharenko believes that the link elements of the cardiovascular system shall be located in the vessels, as it can operate without participation of the nervous system.

**Or they may be:** Firstly, the movement of the blood itself, which targeted flows connect the local area of the heart with a certain part of the body.

It is also known that 1mm<sup>3</sup> of blood contains 5 million erythrocytes, then it'll be 5 billion erythrocytes in 1 cm<sup>3</sup>. The volume of the left ventricle is 80cm<sup>3</sup>, therefore it is filled with 400 billion erythrocytes. In addition, each erythrocyte bears at least 5000 information items. Having multiplied this number of information items by the number of erythrocytes in the ventricle, we obtain that the Heart processes  $2 \times 10^{15}$  information items per second, while the transfer of one item takes about a half of femtosecond.

The soliton forming erythrocytes are located within a distance varying from one millimeter to several centimetres from each other. Therefore, having divided this distance by the time, we obtain a value of operations speed for formation of solitons by the intracardial hemonica, which is more than the light velocity. That is why the cardiac haemodynamics processes are still not recorded they can be only estimated [13,15].

The basis of our survival is created due to that super veliocities. The heart gets to know about ionizing, electromagnetic, gravitation, temperature radiations changes in pressure and composition of the gaseous environment long before the perception of the same by our feelings and consciousness and prepares the homeostasis to that expected impact the organism gets the information from the biosphere through the perspiration system [16,17].

Secondly, the smooth muscle fiber of vessels they are originated from the specific muscles of the trabecular cells of the heart pass to aorta extend to the vessel and ramify in capillaries.

Thirdly, perhaps intravascular electromagnetic frequency waveguides, emerging in the tissue cells passing to the capillaries and along intima layer going towards blood flows. There are no other communication means in cardiovascular system. Anatomist IA Kolomatsky was the first to separate the Thebesius vessels from the coronary arteries into a separate cardiac system and filmed the places where their ostia penetrated exactly to the ventricles cavities by gushes of blood spouting from them during diastole. The image of those gushes, twisted into the whirls, gave an idea that the system of the Thebesius vessels was intended for division of the blood flows inside the cardiac cavities into the separate whirl volumes [16,18].

It turned out that it's not just the gushes of blood spouting into the trabecular cells from the ostia of the Thebesius vessels but already organized, torus-shaped solitons of erythrocytes, around which the blood elements coming from the auricles twirl.

Therefore, it was found that the Thebesius vessels and trabecular cells have a clear function of erythrocytes collection into the local whirl-soliton structures in the cardiac cavities [19,20]. Role of the heart consists in coding of the organism's information for transmitting to the biosphere with further return with a code registered in the biosphere. This is a specific processing, coding of the organism's information for the purposes of formation of a "thought" and its implementation program in the left ventricle of the heart. That is why each heart possesses all information of its organism at the subcellular level. This is exactly the specificity for each individual of the emerged "thought" implementation with respect to the particular organism. That means that the data bank of each organism is located in the biosphere-noosphere. The physicist Jiang Kanzheng substantiated the possibility of direct transmitting of information with the radio waves in his work "Theory of fields control" (1960-61). The achievements of the contemporary physics enabled him to suggest that DNA is just a "tape" with the recorded information, and its material media is represented by the bioelectromagnetic signals. DNA is an aggregate genetic material existing in two forms: passive DNA and active form-electromagnetic field. The first preserves the genetic code, ensuring the stability of the organism. The second can change it. In order to do that, it's sufficient to make impact by the bioelectromagnetic signals, containing both information and energy at the same time. DNA is able to cure the damages by itself and if this opportunity is stimulated, the organism can be relieved from a substantial burden of "errors" and damages, accumulated in the molecules.

Jiang Kanzheng believes that such way of DNA rehabilitation may be the impact of bioelectromagnetic field of young organisms to the old ones. In our opinion, this problem can be solved by DNA stimulation with information, which media can be a specially selected types of physical factors under the individual program, where the type, parameters means topography etc. of the applied physical factors are expressed, as we state that any bioelectromagnetic signal is a media of its own specific information and this is not acceptable to impose it upon the other damaged DNAs. In order to defend my concept, I'll show one case of our research: treatment of patients with nonhealing wounds of lower limbs. The female patient M., 45 y.o., has been suffering the nonhealing wounds of lower limbs for about 8 years. She was hospitalized many times, underwent 4 surgeries without substantial recovering.

We carried out a complex of physical therapy of one ulcer on the inner surface of the left shank (magnetotherapy, d'Arsonval, ultrasound, laser therapy, EHF-therapy), while the ulcer on the outer surface of the same shank was treated with the same set of procedures, but the radiator elements of the laser therapy devices and EHF-therapy devices were covered by 3 mm wide copper plate, and we obtained better therapeutic results with that: the wound was healing more intensively and by 20-22 days faster, than with the first treatment option [4,21-23] Figure 12&13.



**FIGURE 12:** HARD TO HEAL WOUND ON THE INNER SURFACE OF THE LEFT SHIN.



**FIGURE 13:** HARD TO HEAL WOUND ON THE OUTER SURFACE OF THE LEFT SHIN.

Based on the obtained results, we can assert that during the treatment by the physical factors, the crucial role is played by interaction between their specific information and the “superperfect energy”. It worth noting that each elementary particle of the whole Universe consists of individual, unique infinite options of properties of the “superperfect energy”, i.e. all: the seas, oceans, fauna, flora, mountains, planets etc., providing them with transition from one state into another. This is a base of infinite, eternal movement with infinite aggregate of velocities and scopes of contents of the whole Universe [5,6,9]. The uniform “superperfect energy” creates a stability for interaction between the whole contents of the Universe in a free, obedient and submissive way.

It is arguable that the XXI century will become the century of recognition of the uniform “superperfect energy” of the Universe as a material substance of the Universe. The coming of “thought” information from the biosphere to the integral organism, and recognition on these grounds of “thought” generation in the “noosphere”, i.e. in a new state of biosphere of the Earth according to Russian outstanding scientist Vladimir Vernadsky may result

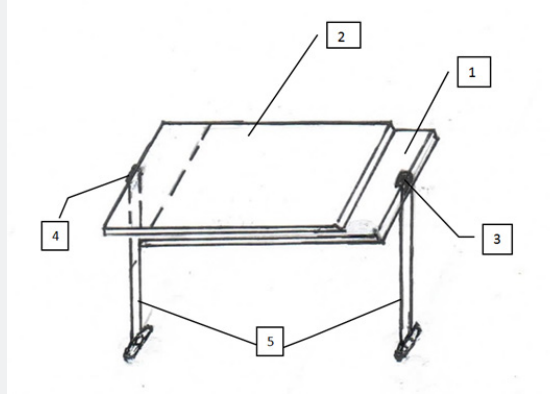
in revolutionary changes not only in medical sciences but in all global progressive Science as well [5].

The problem that has an actual meaning for the whole world progressive science follows from the above: Considering a fine differentiation between the difference and mutual impact of the cardiovascular system and brain during the “thought” generation in the biosphere (noosphere) and its implementation “program” the cardiovascular system acts as an intermediary between the biosphere and superperfect “analyzing and implementing organ” i.e. the brain, complying with the hierarchy of specificity of structures of the central nervous system by degree of importance of their functional activity in such particular case i.e. each “thought” has its inherent implementation program. This is a universality of a link between the biosphere and the integral organism with the help of cardiovascular system i.e. a man enters the contents of the biosphere freely, obediently and submissively.

This is a new contemporary line of the world progressive science, consisting in research at the supramolecular level of the guiding role of cardiovascular system in an integral organism at the stage of emergence in the biosphere of a “thought” and

its implementation “program” during interaction with the superperfect “analyzing and implementing organ” i.e. the brain with its infinite variety of possible options of velocities and scales of implementation [5,6,24].

In this connection we developed a mininanoscope sensor, enabling both feedforward to and feedback from all cells of the living organism thanks to the existence of the uniform “superperfect energy” of the whole Universe Figure 14.

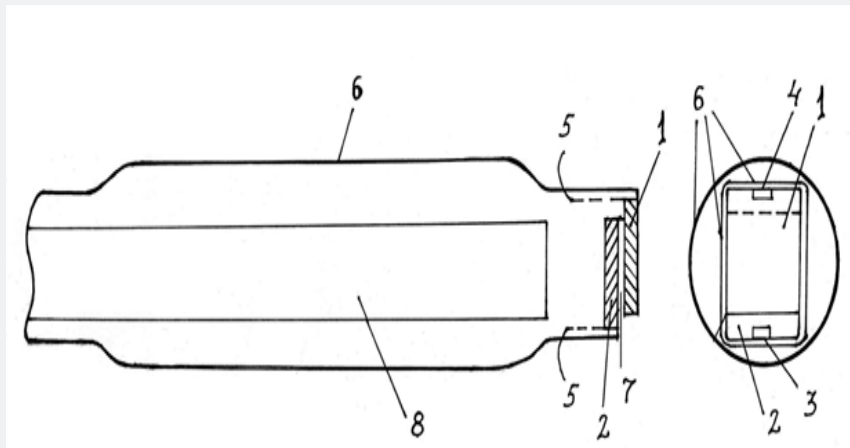


**FIGURE 14:** MININANOMICROSCOPE SENSOR FOR SUPRAMOLECULAR INFORMATION EXCHANGE BETWEEN THE INTEGRAL ORGANISM AND BIOSPHERE ON THE SKIN SURFACE.

1. UPPER GLASS PLATE
2. LOWER GLASS PLATE
3. SILVER CONTACT PLATES
4. SILVER CONTACT PLATES
5. SILVER CONTACTS TAP

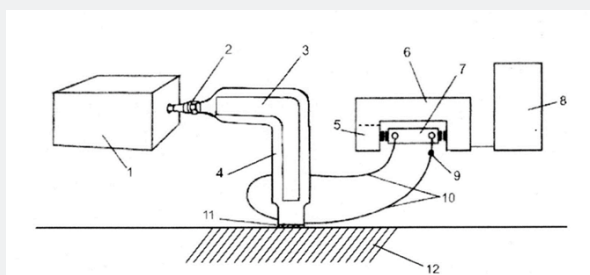
The mininanoscope sensor is made of two glass plates, place one above each other with displacement of 5 mm, as to provide space between the skin epidermis and upper glass plate,

as well as of 7µm space between the glass plates for exchange between the integral organism and biosphere through the perspiration system and optical fiber cable Figure 15-Figure 17.



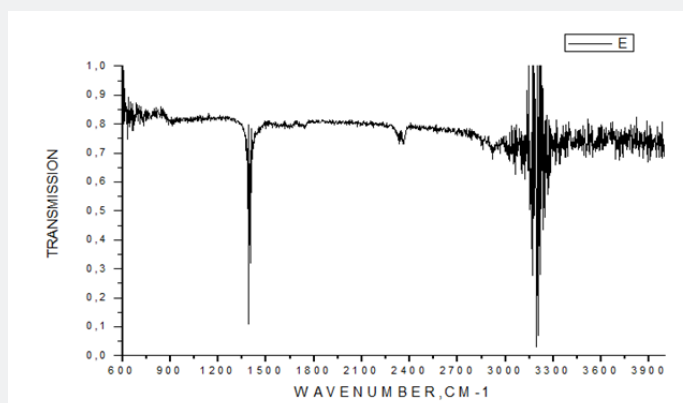
**FIGURE 15:** MININANOMICROSCOPE SENSOR WITH OPTICAL FIBER CABLE.

1. UPPER GLASS PLATE
2. LOWER GLASS PLATE
3. SILVER PLATES
4. SILVER PLATES
5. CONTACT TAPS
6. FLEXIBLE NON-METALLIC TUBE.
7. SPACE BETWEEN THE SKIN SURFACE OF A LIVING ORGANISM AND UPPER GLASS PLATE WITH PASSAGE TO THE SPACE BETWEEN TWO GLASS PLATES.
8. OPTICAL FIBER CABLE.



**FIGURE 16:** DIAGRAM OF RECORD OF MUTUAL INFORMATION EXCHANGE BETWEEN THE INTEGRAL ORGANISM AND THE BIOSPHERE ON THE SKIN SURFACE.

1. SOURCE OF LIGHT
2. COUPLING HEAD INSERTED INTO THE OPENING OF THE METAL BOX (CONNECTS THE SOURCE OF LIGHT AND OPTICAL FIBER CABLE)
3. OPTICAL FIBER CABLE
4. DEVICE OF INFORMATION EXCHANGE BETWEEN THE INTEGRAL ORGANISM AND BIOSPHERE
5. DTGS PYROELECTRIC DETECTOR
6. SPECTROMETER BRUKER «VECTOR 22»
7. THE MIRROR-LENS ACCESSORY FOR CONNECTION OF “DEVICE OF INFORMATION EXCHANGE BETWEEN THE INTEGRAL ORGANISM AND BIOSPHERE” TO FOURIER-TRANSFORM SPECTROMETER “VECTOR 22”
8. COMPUTER
9. CONTACT SWITCH
10. CONTACT TAPS FROM THE SHELL-LESS FIBER AgClBR
11. MININANOMICSCOPE SENSOR
12. SKIN SURFACE OF THE INTEGRAL ORGANISM



**FIGURE 17:** SPECTRAL IMAGE OF THE UNIFORM “SUPERPERFECT ENERGY” RECORDED WITH MININANOMICSCOPE SENSOR.

The spectrum was obtained by pressing the bent with bending section of 16mm shell-less infrared fiber of silver halide with section of 1mm. The spectrum shows no absorbing organic layers on the outer surface and the presence of insignificant layer of monomolecular water. Noise on two narrow spectrum areas of  $1400\text{cm}^{-1}$  and  $3200\text{cm}^{-1}$  was caused by the water absorption, diffused into material of infrared fiber [5,22].

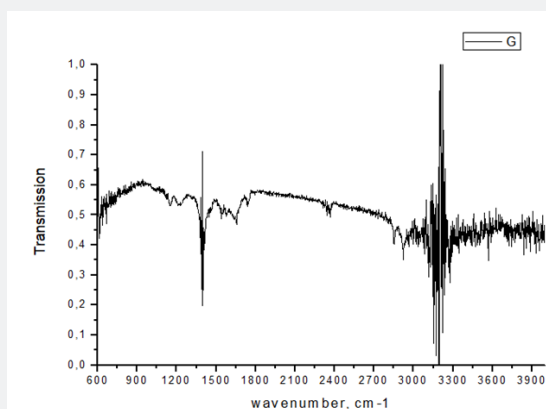
In light of the above, it shall be deemed correct that it was the first time, when the spectral image of the “superperfect energy” was recorded [5,25] Figure 18. The inner surface of the left forearm was irradiated with yellow light during 10 minutes through the mininanoscope sensor and optical fiber cable (Figure 10).

We showed during the experiment that the wave leaving the lower glass plate passes through the air into the upper glass plate and “revives there in the form of normal, not decaying, wave,

though with lower amplitude (when the width of air layer is lesser than the wave length). This is the quantum tunneling. It’s also worth noting that the light passage into the integral organism is made possible by the perspiration system with the complete regeneration of the initial wave, thanks to action of erythrocytes as optical resonators, enhancing the light passing through them. The similar effects in physics of semiconductor heterostructures were described as far back as in 70-ies of the past century under the name of resonance tunneling (Leo Esaki, the Nobel prize winner of 1973, contributed a lot to such research). However, they haven’t been observed in optics until now (as asserted by Ian Hooper) [5]. It worth noting that IR spectra of all experimental researches (Figure 6- 11,18) contain by their form the same elements as the spectral images of the uniform energy shown on Figure 17 though during the experiments shown on Figure 6-11 we used the source of yellow light with a radiation range of 11cm, while during the experiments shown on Figure 17&18-source of yellow light with

radiation range of 2cm. This supports our concept of existence of the uniform “superperfect energy of the Universe”- energy of

the existence. That is to say-a man in the biosphere according to Vernadsky.



**FIGURE 18:** SPECTRAL BIOPSY OF BLOOD FROM THE INNER SURFACE OF THE RIGHT FOREARM AFTER ITS IRRADIATION WITH YELLOW LIGHT DURING 10 MINUTES.

The thought can't emerge in a brain as the information of the internal world of the integral organism is transmitted with the help of perspiration system to the biosphere where the “thought” and its implementation program for the brain are instantaneously generated. This happens simultaneously and for this reason a man can't determine the place where the thought is generated at the ultrahigh speed. The place of thought generation has a global significance for the diagnostics and identification of the disease stage and treatment adjustment.

The brain, in its turn can't instantaneously and simultaneously transmit information on the generated thought and its implementation to each cell of the integral organism as the nervous system is not designed to perform such function.

The “mind” or “skill” is an ability to implement the core of the “thought” by the superperfect means, methods, infinite variance of options. This function is performed by the whole nervous system under control of the central nervous system. Henri Bergson, the Nobel prize winner wrote in 1927: “The brain is nothing more than something like a central telephone station, its role is limited to transmitting of a message or clarification of the same”. He believed that the thinking process occurs outside the brain.

The Nobel prize winner of 1963 in physiology and medicine, John Carew Eccles wrote: “The human brain is just the biologic computer and transmitter/receiver of information”. The statement of Natalia Bekhtereva, the Academician of the Russian Academy of Sciences that “the brain does not produce thoughts” is also worth mentioning. She couldn't identify the thinking mechanism of brain operation. In this connection, the concept that “there is a feedforward and feedback between the cardiovascular system and its surrounding environment at the supramolecular level thanks to unperceived perspiration” was proposed.

The body is a matrix with all of its structure of immense complexity used to offering itself for implementation of the

proposed program for the “mind”, i.e. the whole nervous system. The heart, mind and body are an integral whole. The trinity of the heart, mind and body gives birth to the harmony of human existence.

“The genius of V Vernadsky as a founder of biosphere science, being the naturalist base of noosphere concept, consists in the fact that he was the first who understood and substantiated with an aggregate of scientific knowledge the unity of a man and the biosphere. This greatest discovery of V. Vernadsky is referred by its social consequences to the top achievements of the global natural science, to imperishable gains of contemporary and future human civilization. The noosphere concept can't be created and its essence can't be understood without it now. The above gave us the right to determine the unique nature and great prospects of the global science development in our conclusions:

- a. There are grounds to assert the existence of the uniform “superperfect energy” in the whole Universe by the will of God.
- b. The spectral image of the “superperfect energy” of the Universe as material substance of existence was recorded for the first time.
- c. A “thought” is generated in the biosphere, contributing to regular cyclic development of the human civilization.
- d. There is feed forward and feedback between the cardiovascular system of a man and the biosphere (thanks to insensible perspiration) for the transfer to it of a bioenergy property at the supramolecular level of the integral organism of an individual and as a result of a “thought” generation with its implementation “program” in brain-superperfect “analyzing and implementing organ”.

There are great prospects for application in diagnostics and treatment of diseases by the “Energy of Planets”, i.e. “planetary diagnostics” and “planetary therapy”.

## References

1. Akimov AE, Shipov GI (1996) Torsion fields and their experimental manifestations. *New ideas in natural science* 1(3): 28-43.
2. Andryushin EA (2007) Power of nanotechnologies: science & business. *Successes of Physics* 159: 155-157.
3. Aldersons AA (1985) Mechanism of electrodermal reactions.
4. Sosnina IN, Zdorovya K (1996) *Clinical physiotherapy*. Pp. 622.
5. Bitsoev VD (2015) New line in research of a role of interaction between the organism and physical factors in comprehensive therapy of patients.
6. Rubakov VA, Vvedenie V (2006) Introduction into the theory of early Universe. Hot big bang theory.
7. Rabinovich MI, Trubetskov DI (2000) Introduction into the theory of oscillations and waves. Research and Publishing Center. Pp. 560.
8. Bich AM (2002) The nature of the time: hypothesis on emergence and physical nature of the time.
9. Jean Marie Lehn (1998) *Supramolecular chemistry*.
10. Vernadsky VI (2004) *Biosphere and noosphere* Iris-press Publ.
11. Vernadsky VI (1997) On science. [Scientific knowledge, Scientific creativity, Scientific Thought]. Pp.576. and Vernadsky VI (1997) Scientific thought as a planetary phenomenon. pp. 303-538
12. Volkov ES, Vlyalko VI (1989) *Electricity at service of health*. Pp. 88.
13. Bogolyubov VM, Ponomarenko GN (1997) *General Physiotherapy*. Pp. 480.
14. Goncharenko AI (1979) Common factors and mechanism of selective and regional blood flow. *Russian Society of Physiology* 2: 170.
15. Nemtsov VI, Aleksandrov RA, Korotkov KG (1999) European and eastern concepts of holistic medicine and prospects of gas-discharge imaging.
16. Lisa Randall (2014) *How physics and scientific thinking illuminate the universe and the modern world*. Pp. 518.
17. Batanov GM, Bolotovskiy BM, Grigoryan SS, Kossyi IA, Sokolov IV (1998) To the memory of GA Askaryan. pp. 376.
18. Gordetsov AS (2010) Infrared spectroscopy of biologic liquids and tissues. *Modern technologies in medicine* 1: 84-98.
19. Orzheshkovskiy VV, Zdorovya K (1985) *Clinical physiotherapy*. Pp. 446.
20. Betskiy OV, Golant MB, Devyatkov NM (1998) *Millimeter waves in Biology*.
21. Bitsoev VD (2012) System of rehabilitation treatment of degenerative and dystrophic lesions of spinal cord. Pp.40.
22. Ulaschik VS (1994) Analytical reviews of general physiotherapy. Pp. 198.
23. Ukhtomsky AA (1950) *Theory of dominant*.
24. Savinov VA, Samokhvalov EG (1997) *Energy system of a man*. Pp. 50.
25. Einstein A (1967) [Collection of research works IV Articles, reviews, letters. *Evolution of Physics*].



This work is licensed under Creative Commons Attribution 4.0 License  
DOI: [10.19080/IJCSMB.2019.06.555688](https://doi.org/10.19080/IJCSMB.2019.06.555688)

### Your next submission with Juniper Publishers will reach you the below assets

- Quality Editorial service
- Swift Peer Review
- Reprints availability
- E-prints Service
- Manuscript Podcast for convenient understanding
- Global attainment for your research
- Manuscript accessibility in different formats  
( Pdf, E-pub, Full Text, Audio)
- Unceasing customer service

Track the below URL for one-step submission

<https://juniperpublishers.com/online-submission.php>