

# Foliar Application of Phosphorous on Maize Seedling Growth and P Concentrations



Aftab Jamal<sup>1</sup>, Dost Muhammad<sup>1</sup> and Muhammad Fawad Khan<sup>2</sup>

<sup>1</sup>Department of Soil & Environmental Sciences, Khyber Pakhtunkhwa Agricultural University Peshawar, Pakistan

<sup>2</sup>Department of Weed Science, Khyber Pakhtunkhwa Agricultural University Peshawar, Pakistan

Submission: May 11, 2018; Published: May 29, 2018

\*Corresponding author: Aftab Jamal, Department of Soil & Environmental Sciences, Khyber Pakhtunkhwa Agricultural University Peshawar, Pakistan, Email: Aftabes98@gmail.com.

## Abstract

A pot experiment was carried out to evaluate the effect of foliar application of P on the growth as well as shoot P concentrations of 35 d old maize plants. The soil P in the form of KH<sub>2</sub>PO<sub>4</sub> solution was applied to respective pots during sowing while the foliar P was applied 20 days after the germination of the crop. The maize shoot height, weight and P concentrations showed increasing trends with foliar application as compared to control. 4.14 And 3.89% increase in shoot heights over control were recorded by application of 1 and 2 % foliar applied P. The combined application of half P as soil (22.5 mg P<sub>2</sub>O<sub>5</sub> kg<sup>-1</sup>) plus foliar spray (1 % solution) produced the highest fresh weight of 127.47 g pot<sup>-1</sup> which was up by 11.03 % over control, suggesting that the foliar application of P could reduce the soil applied P dose. The post-harvest soil AB-DTPA extractable P was also significantly higher in soil + foliar treatments with the value of 16.45 mg p kg<sup>-1</sup> which was double of control. Such type of studies should be conducted on variety of crops under various soils for confirmation and widespread foliar P application.

**Keywords:** Foliar Spray; Maize; KH<sub>2</sub>PO<sub>4</sub>

## Introduction

Maize (*Zea mays*) is third most important cereal after wheat and rice in Pakistan. By proper nutrients management its production could be improved. Phosphorus, a dominant macronutrient plays a significant role in various physiological functions of the crop [1]. Both organic and inorganic forms of Phosphorous is applicable to crops [2]. Phosphorous is mostly applied to crops as inorganic fertilizers because it is the available forms of P soluble in water, however sometimes P fertilization strategies lost its usefulness by reacting with metals and converts into unavailable forms [3]. Plants also utilized phosphorus when it is sprayed on the leaves [4]. Yes this is fact that the practice is not so common but still there are many good reasons in supporting of foliar application of Phosphorous. It is oblivious and cleared that plants recovered only a small percentage (averaging about 20 % for the first year) of phosphorus fertilizers in most of the soil, on other hand all the P is absorbed by the leaves when P is applied as foliar spray. Keeping in view the low availability of P in highly calcareous soils of the country, this research was conducted to supplement the P through foliar application at earlier growth stages of maize crop grown in mixture of pure sand and soil (3:2). This research was conducted to provide basis for such type of studies at field level.

## Materials and Methods

A pot experiment was conducted to investigate the effect of foliar phosphorus application on growth and P concentrations of maize seedlings during Kharif 2014 at Institute of Biotechnology and Genetic Engineering, The University of Agriculture, Peshawar. The following five treatments were included in the experiment.

- i. T1. Control (No applied phosphorus)
- ii. T2. 45 mg P<sub>2</sub>O<sub>5</sub> kg<sup>-1</sup> equals to 90 kg P<sub>2</sub>O<sub>5</sub> ha<sup>-1</sup> (Recommended level)
- iii. T3. 1% P as foliar spray
- iv. T4. 2 % P as foliar spray
- v. T5. 22.5 mg P<sub>2</sub>O<sub>5</sub> kg<sup>-1</sup> plus 1 % P as foliar spray

The treatments were arranged in completely randomized design (CRD) with three replications. The pot contained 5kg soil plus pure sand mixture in such a way that the 3kg pure sand was on the top overlying the 2 kg soil collected from the Newly Developmental Farm (NDF) (Peshawar series). The 50ml N were applied to all pots in form of urea solution obtained by dissolving

13.04g urea L<sup>-1</sup> water. Whereas 50ml K were applied to treatment T1, T3 and T4 and 25ml to T5 in form of KCL solution obtained by dissolving its 4.72g L<sup>-1</sup> water. For phosphorus application 8.6g KH<sub>2</sub>PO<sub>4</sub> was dissolved in one L water which contained 4.5mg P<sub>2</sub>O<sub>5</sub>, 3mg K<sub>2</sub>O ml<sup>-1</sup>. Fifty (50)mL of this solution were applied to treatments T2 only 25ml to T5 as such the T2 received 45mg P<sub>2</sub>O<sub>5</sub> kg<sup>-1</sup> whereas T5 received 22.5 kg P<sub>2</sub>O<sub>5</sub> kg<sup>-1</sup>. Similarly, a solution of 1% and 2% P prepared by dissolving 4.38 and 9.76g H<sub>2</sub>PO<sub>4</sub> L<sup>-1</sup> water was sprayed on maize crop after 20 days of germination. The spray could hardly utilize 10ml of solution per pot as such about in case of 1 and 2 % spray, the P was supplied at 4.6 and 9.2mg P<sub>2</sub>O<sub>5</sub> kg<sup>-1</sup> soil, respectively. Each pot was sown with 10 seeds that were then thinned to 5. The crop was irrigated as per crop requirement. It was grown up to silking stage and then was harvested on 21-Nov.2014 i.e 35 days after sowing. The pots were initially kept under glass shade during germination and then brought to open air for the rest of growth period.

### Statistical Analysis

The data collected were analyzed statistically according to the procedure given by Jandel Scientific (1991) using Statistic, 2000 package and Least Significant Difference (LSD) test was used for any significant difference among the treatments as suggested by steel and torri [5].

## Results and Discussion

### Plant Height

The maize plant height showed increasing trend over control with P application either through soil or as foliar spray (Table 1). However the effect was statistically not significant that might be due to less time as the plant was harvested just 35 d after germination (Table 1). However, soil application of 45mg P<sub>2</sub>O<sub>5</sub> kg<sup>-1</sup> and foliar application at both concentrations (1 and 2%) produced the taller maize plants than control. The foliar application of 1% or 2% P solution sprayed 20 days after germination of crop yielded the taller plants of 63.37 and 63.19%, which were higher by 4.14 and 3.89% over control, respectively.

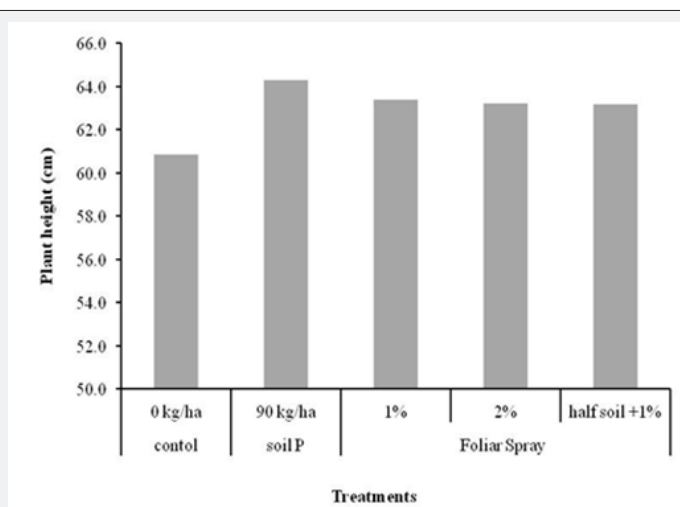
This suggested that like soil application of P, the foliar application could also increase the plant height and could supplement the soil applied P. The non-significant difference between the 1 and 2 % solution of P suggested that any of them could be used for the purpose of foliar spray. And as such possibly, the combination of half of soil P (22.5mg P<sub>2</sub>O<sub>5</sub>) plus foliar spray (1% solution) plus could produce a valuable results in field conditions and may reduce the dose of soil applied P. However, the lower response of P in enhancing the plant height in the present study could be due to the optimum soil P as showed in Table 2.

### Shoot Weight

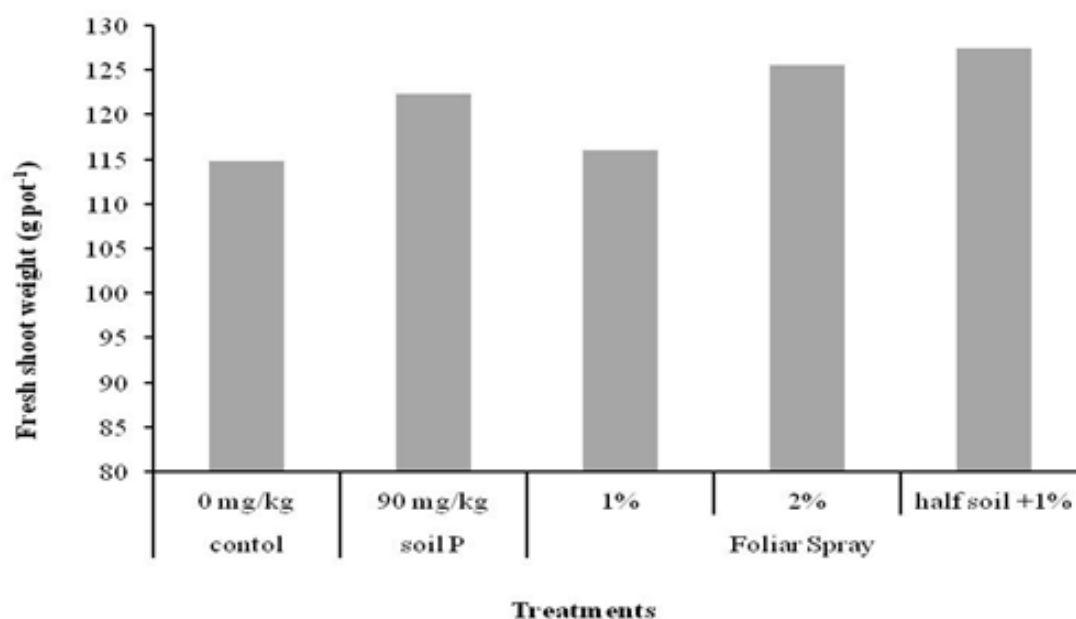
The maize shoot weight showed a significant response (p < 0.01) whereby the application of applied P either as soil or foliar spray alone or in combination significantly enhanced the maize shoot weight over control (Table 1). The application of half P as soil (22.5 mg P<sub>2</sub>O<sub>5</sub> kg<sup>-1</sup>) plus foliar spray (1% solution) produced the highest fresh weight of 127.47 g pot<sup>-1</sup> which was more than 11.03 % over control suggesting that the foliar application of P could reduce the soil applied P dose. Similarly, the higher fresh shoot weight in treatments receiving 2% foliar spray solution over 1 % suggested that this higher concentration could be safely used in field conditions for the said purpose. Such type of studies should be conducted at field conditions for confirmation of results (Figures 1 & 2).

**Table 1:** Maize shoot height and fresh weight of 35d old plants as influenced by soil and foliar application of phosphorus.

Soil P	Foliar P	Plant Length	Fresh Weight
-- mg P <sub>2</sub> O <sub>5</sub> ha <sup>-1</sup> --	% P solution	----- cm -----	--- g pot <sup>-1</sup> ----
0	0	60.85	114.8 c
45	0	64.28	122.33 ab
0	1	63.37	116.06 bc
0	2	63.19	125.63 a
22.5	1	63.16	127.47 a
LSD ≤ 0.05		NS	6.63
St. Error		1.03	2.10



**Figure 1:** Maize shoot height of 35d old plants as influenced by soil or foliar applied P level.



**Figure 2:** Fresh shoot weight (g pot<sup>-1</sup>) of 35 d old maize plants as influenced by soil and foliar applied phosphorus.

### Post-Harvest Soil P

The data on post-harvest soil P showed a significant response ( $p < 0.01$ ) to applied P levels. The application of 22.5 mg P<sub>2</sub>O<sub>5</sub> kg<sup>-1</sup> plus 1 % P solution had the highest post-harvest P with value of 16.45 mg kg<sup>-1</sup> whereas the control and the treatment receiving alone 1 % P solution as foliar spray had post-harvest P of 8.76 and 7.39 mg P kg<sup>-1</sup>, respectively. The lower P in 1 % solution spray than control could be due to the higher P uptake associated with comparatively higher biomass in this treatment. The combine application of P as 22.5 mg P<sub>2</sub>O<sub>5</sub> kg<sup>-1</sup> though soil and 1 % solution producing the highest post-harvest P among as compared to sole application of either soil or foliar suggested that this combination could be the optimum choice in field conditions. The post-harvest soil P ranging from 7.39 to 16.45 mg kg<sup>-1</sup> showed that almost all the soils were adequate in soil P when compared with the standard values (Rashid, 1996).

### Shoot P Concentrations

The shoot P determined at 35<sup>th</sup> day after germination varied from 0.83 to 1.06 g kg<sup>-1</sup> showing increases over control with application of P. However, the effect was not significant at 0.05 % probability but was significant at  $p < 0.13$  %. The application of 2 % P solution as foliar spray produced even higher shoot P concentration of 1.03 g kg<sup>-1</sup> than soil applied P (0.94 g kg<sup>-1</sup>) indicating that plant P could be absorbed through leaves stomata. Combine application of soil and foliar spray of P while producing the highest shoot P of 1.06 g kg<sup>-1</sup> among the treatments suggested that it could be the most optimum level at field conditions. The non-significant differences among the treatments could be associated to sufficient P level as indicated by the post-harvest soil P.

### Uptake of P

The values of P uptake by maize shoot varied from 0.1 to 0.14 g pot<sup>-1</sup> showing increases with increase in applied P over control (Table 2). It followed almost the same pattern as shoot P where the combination of soil and foliar applied P exhibited the higher P uptake of 0.14 g pot<sup>-1</sup> as compared to 0.12 g pot<sup>-1</sup> observed in treatments receiving the soil application of 45 mg P<sub>2</sub>O<sub>5</sub> kg<sup>-1</sup> alone. This revealed that soil plus foliar application not only complement the effect of other but would also reduce the dose of applied P (Figures 3 & 4).

**Table 2:** Post harvest soil AB-DTPA extractable P, shoot P concentrations and P uptake by maize plants as influenced by soil and foliar application of phosphorus.

Soil P	Foliar P	Soil P	Shoot P	P uptake
-- mg P <sub>2</sub> O <sub>5</sub> ha <sup>-1</sup> --	% P solution	---- mgkg <sup>-1</sup> ----	---- g kg <sup>-1</sup> -----	---- g pot <sup>-1</sup> ----
0	0	8.760 c	0.83	0.10
45	0	13.21ab	0.94	0.12
0	1	7.39c	0.91	0.11
0	2	10.00bc	1.03	0.13
22.5	1	16.45a	1.07	0.14
LSD ≤ 0.05		1.89	NS	-
St. Error		1.33	0.03	-

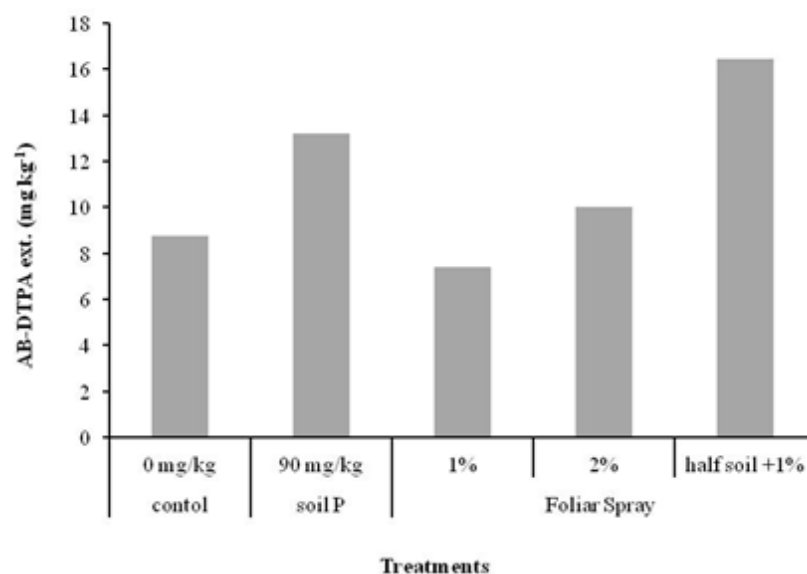


Figure 3: Post harvest AB-DTPA extractable P as influenced by soil and foliar applied Phosphorus.

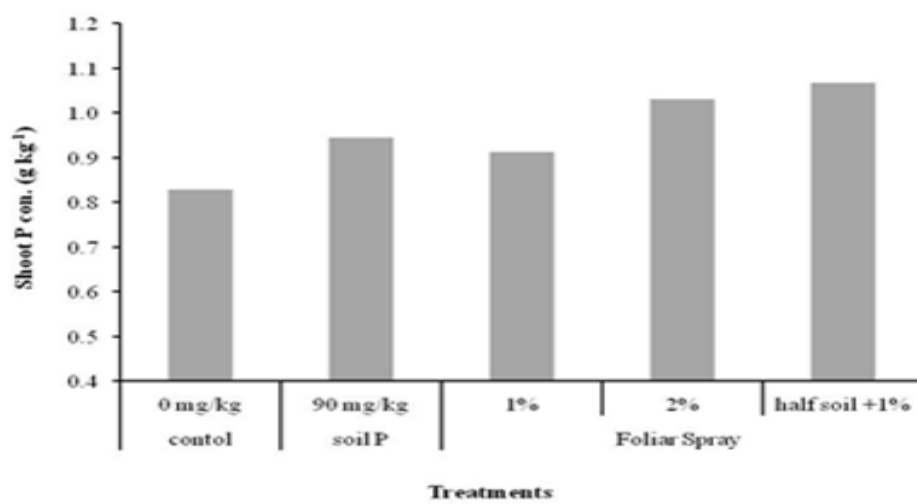


Figure 4: Shoot P concentration of 35 d old maize plants as influenced by soil and applied phosphorus.

## Conclusions and Recommendations

The increase in 35 d old maize shoot height, shoot weight and shoot P concentrations with foliar application of 1 and 2 % foliar P spray suggested that foliar P may complement the soil P solution. The higher plant P in case of foliar spray suggested that P could be absorbed through leaves stomata. The parallel or even higher maize growth and plant P concentration at 2% solution indicated that this level of P could be safely used for foliar spray of P in the form of KH<sub>2</sub>PO<sub>4</sub> solution. The higher plant growth and plant P concentrations in treatments receiving 22.5mg P<sub>2</sub>O<sub>5</sub> kg<sup>-1</sup> (half P dose) plus 1 % P solution spray indicated that soil P requirement could be reduced with foliar application of P.

However such type of studies should be conducted at field level before widespread recommendations.

## References

1. Khan AH, Khalil IA, Shah H (2004) Nutritional yield and oil quality of canola cultivars grown in NWFP. *Sarhad J Agric* 20(2): 287-290.
2. MNFS&R (2013-14) Ministry of National Food Security and Research, Economic Wing Govt of Pakistan Islamabad.
3. Hopkins WG, Hunter NPA (2004) Introduction to Plant Physiology. (3<sup>rd</sup> edn), John Wiley and Sons Inc, New York, USA, pp. 576.
4. Amanullah, Khan AZ, Jan A, Shah Z, Ahmad B, et al. (2013) Foliar application of nitrogen at different growth stages influence the phenology, growth and yield maize (*Zea mays L.*). *Soil Environ* 32(2): 135-140.

5. Ahmadi M, Bahrani MJ (2009) Yield and Yield Components of rapeseed as Influenced by Water Stress at Different Growth Stages and Nitrogen Levels. *Am Euras J Agric Environ Sci* 5(6): 755-761.
6. Shafiullah, Munsif F, Ali A, Alam JE, Khan S, et al. (2018) Effect of nitrogen and sulfur on weed infestation and rapeseed productivity. *Pure Appl Biol* 7(1): 321-329.
7. Ozturk O (2010) Effects of source and rate of nitrogen fertilizer on yield, yield components and quality of winter rapeseed (*Brassica napus* L). *Chilean J Agri Res* 70(1): 132-141.
8. Al Barrak, KM (2006) Irrigation interval and nitrogen level effects on growth and yield of canola (Rape seed *napus* L). *Basic Appl Sci* 7(1): 87-103.
9. Hopkinson S, Bishnoi UR, Ceberte (2002) Sowing dates, seeding and nitrogen rates effect yield and yield component of canola. *Crop Research* 24(3): 407-416.
10. Inamullah, Khan B, DIN M, Siddiq M, Khan AA, et al. (2013) Effect of various seed rates and nitrogen levels on the productivity of late sown brassica. *Sarhad J Agric* 29(4): 504-509.
11. Kutcher HR, Malhi SS, Gill KS (2005) Topography and management of nitrogen and fungicide affects diseases and productivity of canola. *Agronomy Journal* 97(2): 533-541.
12. Kazemeini SA, Edalat M, Shekoofa A, Hamidi R (2010) Effect of nitrogen and plant density on rapeseed (*Brassica napus* L). *Journal of Applied Science* 10(14): 1461-1465.
13. Yousaf N, Ahmad A, N Nawaz, G Sarwar, B Roidar (2002) Effect of different planting densities on the grain yield of canola varieties. *Asian J Plant Sci* 1: 332-333.
14. Kardgar V, Delkhoshb B, Noormohammad G, Shiraniradd AH (2010) Effects of nitrogen and plant density on yield of field mustard (Rape seed *campestris*). *Journal of plant eco-physiology* 2: 157-164.



This work is licensed under Creative Commons Attribution 4.0 License  
DOI: [10.19080/IJESNR.2018.11.555820](https://doi.org/10.19080/IJESNR.2018.11.555820)

### Your next submission with Juniper Publishers will reach you the below assets

- Quality Editorial service
- Swift Peer Review
- Reprints availability
- E-prints Service
- Manuscript Podcast for convenient understanding
- Global attainment for your research
- Manuscript accessibility in different formats  
( Pdf, E-pub, Full Text, Audio)
- Unceasing customer service

Track the below URL for one-step submission

<https://juniperpublishers.com/online-submission.php>